


MWANGO CAPITAL		31-Dec-20	31-Dec-21	Price	Total	Dividend	Total
		Price	Price	Change	Dividend	Yield	Return
<b>AGRICULTURAL</b>							
Eaagads Ltd		12.50	13.50	8.00%	-	-	8.00%
Kakuzi Plc		365.00	385.00	5.48%	18.00	4.68%	10.41%
Kapchorua Tea Kenya Plc		78.00	95.50	22.44%	10.00	10.47%	35.26%
The Limuru Tea Co. Plc		360.00	320.00	-11.11%	-	-	-11.11%
Sasini Plc		19.50	18.70	-4.10%	0.50	2.67%	-1.54%
Williamson Tea Kenya Plc		130.25	130.00	-0.19%	10.00	7.69%	7.49%
<b>AUTOMOBILES &amp; ACCESSORIES</b>							
Car & General (Kenya) Ltd		22.00	33.95	54.32%	0.80	2.36%	57.95%
<b>BANKING</b>							
ABSA Bank Kenya Plc		9.66	11.85	22.67%	-	-	22.67%
BK Group Plc		20.50	29.00	41.46%	-	-	41.46%
Diamond Trust Bank Kenya Ltd		75.00	59.50	-20.67%	-	-	-20.67%
Equity Group Holdings Plc		36.55	52.75	44.32%	-	-	44.32%
HF Group Plc		3.32	3.90	17.47%	-	-	17.47%
I&M Group Plc		22.50	21.10	-6.22%	2.25	10.66%	3.78%
KCB Group Plc		38.10	45.45	19.29%	-	-	19.29%
NCBA Group Plc		26.75	25.20	-5.79%	2.25	8.93%	2.62%
Stanbic Holdings Plc		85.00	87.25	2.65%	5.50	6.30%	9.12%
Standard Chartered Bank Kenya Ltd		144.25	128.25	-11.09%	15.50	12.09%	-0.35%
The Co-operative Bank of Kenya Ltd		12.50	12.95	3.60%	1.00	7.72%	11.60%
<b>COMMERCIAL AND SERVICES</b>							
Deacons (East Africa) Plc		0.45	0.45	0.00%	-	-	0.00%
Eveready East Africa Ltd		1.20	0.98	-18.33%	-	-	-18.33%
Express Kenya Plc		3.61	4.10	13.57%	-	-	13.57%
Homeboyz Entertainment Plc		4.66	4.66	0.00%	-	-	0.00%
Kenya Airways Ltd		3.83	3.83	0.00%	-	-	0.00%
Longhorn Publishers Plc		4.88	4.00	-18.03%	-	-	-18.03%
Nairobi Business Ventures Ltd		4.28	6.06	41.59%	-	-	41.59%
Nation Media Group Plc		15.45	18.45	19.42%	-	-	19.42%
Sameer Africa Plc		3.25	2.86	-12.00%	-	-	-12.00%
Standard Group Plc		22.50	13.55	-39.78%	-	-	-39.78%
TPS Eastern Africa Ltd		16.00	15.25	-4.69%	-	-	-4.69%
Uchumi Supermarket Plc		0.28	0.24	-14.29%	-	-	-14.29%
WPP Scangroup Plc		6.00	4.14	-31.00%	-	-	-31.00%
<b>CONSTRUCTION &amp; ALLIED</b>							
Bamburi Cement Ltd		37.85	38.00	0.40%	3.00	7.89%	8.32%
Crown Paints Kenya Plc		23.44	30.50	30.12%	-	-	30.12%
E.A.Cables Ltd		1.38	1.20	-13.04%	-	-	-13.04%
E.A Portland Cement Co. Ltd		11.00	6.66	-39.45%	-	-	-39.45%
<b>ENERGY &amp; PETROLEUM</b>							
KenGen Co. Plc		4.71	4.19	-11.04%	0.30	7.16%	-4.67%
Kenya Power & Lighting Co Plc Ord		1.71	1.75	2.34%	-	-	2.34%
Kenya Power & Lighting Plc 4% Pref		5.00	4.53	-9.40%	-	-	-9.40%
Kenya Power & Lighting Plc 7% Pref		6.00	6.00	0.00%	-	-	0.00%
Total Energies Marketing Kenya Plc		24.00	25.00	4.17%	1.57	6.28%	10.71%
Umeme Ltd		7.28	6.74	-7.42%	0.39	5.79%	-2.05%
<b>INSURANCE</b>							
Britam Holdings Plc		7.26	7.50	3.31%	-	-	3.31%
CIC Insurance Group Ltd		2.13	2.21	3.76%	-	-	3.76%
Jubilee Holdings		284.00	316.75	11.53%	9.00	2.84%	14.70%
Kenya Re Insurance Corporation Ltd		2.32	2.30	-0.86%	0.20	8.70%	7.76%
Liberty Kenya Holdings Ltd		7.70	7.00	-9.09%	-	-	-9.09%
Sanlam Kenya Plc		12.95	11.55	-10.81%	-	-	-10.81%

MWANGO CAPITAL	31-Dec-20 Price	31-Dec-21 Price	Price Change	Total Dividend	Dividend Yield	Total Returns
<b>INVESTMENT</b>						
Centum Investment Co Plc	16.05	14.10	-12.15%	0.33	2.34%	-10.09%
Home Afrika Ltd	0.42	0.40	-4.76%	-	-	-4.76%
Kurwitu Ventures Ltd	1500.00	1500.00	0.00%	-	-	0.00%
Olympia Capital Holdings Ltd	2.20	2.00	-9.09%	-	-	-9.09%
Trans-Century Plc	1.45	1.17	-19.31%	-	-	-19.31%
<b>INVESTMENT SERVICES</b>						
Nairobi Securities Exchange Plc	8.16	8.00	-1.96%	1.03	12.88%	10.66%
<b>MANUFACTURING &amp; ALLIED</b>						
B.O.C Kenya Plc	63.00	70.00	11.11%	5.65	8.07%	20.08%
British American Tobacco Kenya Plc	361.00	441.50	22.30%	45.00	10.19%	34.76%
Carbacid Investments Plc	12.10	11.00	-9.09%	1.60	14.55%	4.13%
East African Breweries Plc	154.25	165.00	6.97%	-	-	6.97%
Flame Tree Group Holdings Ltd	1.23	1.26	2.44%	-	-	2.44%
Kenya Orchards Ltd	10.50	10.40	-0.95%	-	-	-0.95%
Mumias Sugar Co. Ltd	0.27	0.27	0.00%	-	-	0.00%
Unga Group Ltd	31.80	27.65	-13.05%	-	-	-13.05%
<b>TELECOMMUNICATION</b>						
Safaricom Plc	34.25	37.95	10.80%	1.37	3.61%	14.80%
<b>REAL ESTATE INVESTMENT TRUST</b>						
ILAM FAHARI I-REIT	5.64	6.26	10.99%	0.60	9.58%	21.63%
<b>EXCHANGE TRADED FUNDS</b>						
ABSA New Gold ETF	1987.00	1948.00	-1.96%			-1.96%
<b>INDICES</b>						
NASI	152.11	166.46	9.43%			
NSE 20	1868.39	1902.57	1.83%			
NSE 25	3415.24	3743.90	9.62%			

Sectors	Average Change	No. of Participants
Agricultural	3.42%	6
Telecommunication	10.80%	1
Banking	9.79%	11
Commercial and Services	-4.89%	13
Automobile & Accessories	54.32%	1
Construction & Allied	-5.50%	4
Energy & Petroleum	-3.56%	6
Insurance	-0.36%	6
Investment	-9.06%	5
Investment Services	-1.96%	1
Manufacturing & Allied	2.47%	8

### NSE 2021 Sector Performance

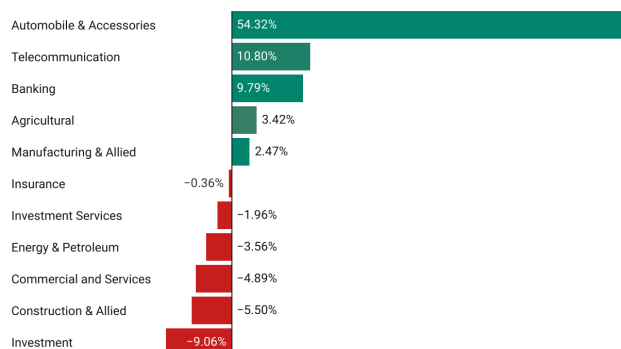
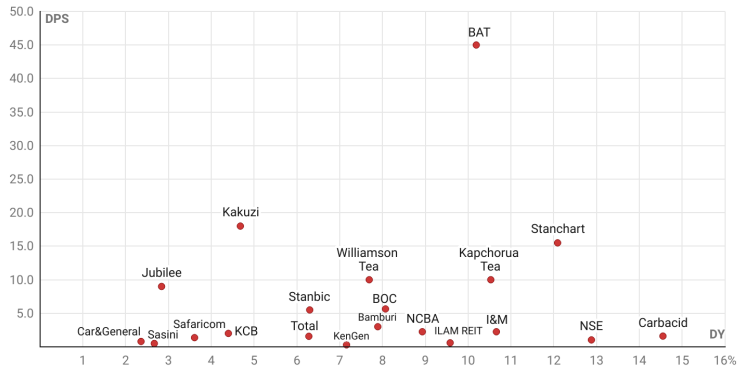


Chart: Mwango Capital • Source: NSE • Created with Datawrapper

Top Dividend Payers	Total Dividend Per Share	Dividend Yield
British American Tobacco	KES 45.00	10.19%
Standard Chartered	KES 15.00	12.09%
Kakuzi	KES 18.00	4.68%
Kapchorua Tea	KES 10.00	10.47%
Williamson Tea Kenya	KES 10.00	7.69%
Jubilee Holdings	KES 9.00	2.84%
B.O.C Kenya	KES 5.65	8.07%
Stanbic Holdings	KES 5.50	6.30%

### Dividend Per Share v Dividend Yield



\*VWAP as at 31 Dec 2021

Chart: Mwango Capital • Source: NSE • Created with Datawrapper

Source: NSE  
 @MwangoCapital  
 The Mwango Capital Podcast

African Heart - World Class Quality